



Baked with love, Just for you!

CREMICA AGRO FOODS LTD.

Date: 14<sup>th</sup> August, 2022

To,

Metropolitan Stock Exchange of India Limited  
205(A), 2<sup>nd</sup> floor, Piramal Agastya  
Corporate Park, Kamani Junction,  
LBS Road, Kurla (West), Mumbai - 400070

Trading Symbol: CREMICA

Series: EQ

ISIN: INE050S01019

Subject: Newspaper Clippings of the Un-Audited Financial Results for the Quarter ended on 30<sup>th</sup> June, 2022.



Dear Sir(s),

With reference to the captioned subject, we enclose herewith the newspaper clippings of the Un-Audited financial results pursuant to Regulation 47 of the SEBI (Listing Obligations and Disclosure Requirements) Regulations, 2015 for the Quarter ended on 30<sup>th</sup> June, 2022 published by the Company in the newspapers named as "Financial Express" (English Language) and "Desh Sewak" (Punjabi Language) dated 14<sup>th</sup> August, 2022.

This is for your information and records.

Thanking you,

For Cremica Agro Foods Limited

  
  
**Shilpa Tiwari**  
(Company Secretary & Compliance Officer)  
Office Address- Theing Road, Phillaur,  
Jalandhar- 144410, Punjab

Corporate Identity Number (CIN) : L15146PB1989PLC009676

Regd. Office: 455, Sohan Palace, 2nd Floor, The Mall, Ludhiana - 141 001, Punjab (India)

Corporate Office: Theing Road, Phillaur-144410, Distt. Jalandhar (Pb.) INDIA, Phone: 01826-222826,

Email: manager.caf@gmail.com Website: www.caf.co.in



Veranda Learning Solutions Limited							
Registered office: Old No 54, New No 34, Thirumalai Pillai Road, T. Nagar, Chennai - 600017							
Corporate Identity Number : U74999TN2018PLC125880							
Extract of the Standalone and Consolidated Unaudited Financial Results for the Quarter ended June, 30 2022 (Rs.in Lakhs)							
S.No.	Particulars	Standalone		Consolidated		30-06-2021	
		Year Ended		Year Ended			
		30-06-2022	31-03-2022	30-06-2021	31-03-2022		
		Unaudited	Audited	Unaudited	Audited	Unaudited	
1	Total Income from Operations	426.28	1,352.43	137.29	2,863.16	7,560.15	486.81
2	Net Profit/(Loss) for the period (before tax, Exceptional items and/or Extraordinary items)	(233.32)	(1,269.60)	(128.75)	(2,126.03)	(6,120.81)	(515.03)
3	Net Profit/(Loss) for the period before tax (after Exceptional items and/or Extraordinary items)	(233.32)	(1,269.60)	(128.75)	(2,126.03)	(6,120.81)	(515.03)
4	Net Profit/(Loss) for the period (after tax, Exceptional and/or Extraordinary items (before discontinued operations))	(231.70)	(1,264.99)	(127.46)	(2,006.84)	(5,849.49)	(513.74)
5	Net Profit/(Loss) for the period after tax from continuing and discontinued operations (after Exceptional and/or Extraordinary items)	(231.70)	(1,264.99)	(127.46)	(2,006.84)	(5,849.49)	(513.74)
6	Total Comprehensive Income for the period	(233.24)	(1,270.21)	(128.25)	(2,016.49)	(5,855.46)	(515.24)
7	[Comprising Profit/(Loss) for the period (after tax) and Other Comprehensive Income (after tax)]	(233.24)	(1,270.21)	(128.25)	(2,016.49)	(5,855.46)	(515.24)
8	Equity Share Capital (Face Value of the share - Rs. 10/- each)	5,577.55	4,117.70	7,000.00	5,577.55	4,117.70	7,000.00
9	Reserves (excluding Revaluation Reserve) as shown in the Audited Balance sheet of the previous year		8,083.02			3,580.28	
10	Earnings Per Share (EPS) (after Extraordinary items) of Rs. 10/- each (Not annualised)	(0.42)	(3.67)	(0.46)	(3.65)	(16.96)	(1.83)
	(A) For Continuing Operations						
	a) Basic	(0.42)	(3.67)	(0.46)	(3.65)	(16.96)	(1.83)
	b) Diluted	(0.42)	(3.67)	(0.46)	(3.65)	(16.96)	(1.83)

Notes:

- The above results were reviewed by the Audit Committee and approved by the Board of Directors of the Company at its meeting held on 13th August 2022.
- The above extract is as per Regulation 47 of the SEBI (Listing Obligations and Disclosure Requirements) Regulations, 2015 (as amended). Also, as required, the specified items of the Standalone unaudited financial results of the company are given below.

(Rs.in Lakhs)				
S.No.	Particulars	Standalone		
		Year Ended		Year Ended
		30-06-2022	31-03-2022	30-06-2021
		Unaudited	Audited	Unaudited
1	Turnover	426.28	1,352.43	137.29
2	Net Profit before Tax	(233.32)	(1,269.60)	(128.75)
3	Net Profit after Tax	(231.70)	(1,264.99)	(127.46)

The above is an extract of the detailed format of quarterly unaudited financial results filed with the Stock Exchanges under Regulation 33 of the SEBI (Listing Obligations and Disclosure Requirements) Regulations, 2015 (as amended). The full format of these quarterly unaudited financial results is available on the Stock Exchange websites (www.nseindia.com and www.bseindia.com) and on the website of the company (www.verandalearning.com).

Kalpesh S. Suresh  
Executive Director/Cum Chairman  
DIN: 00526480

Place: Chennai  
Date: 13/08/2022

Parsvnaths						
committed to build a better world						
PARSVNATH DEVELOPERS LIMITED						
Regd. & Corporate Office: Parsvnath Tower, Near Shahdara Metro Station, Shahdara, Delhi - 110 032						
CIN : L45201DL1990PLC040945; Tel. : 011-43050100, 43010500; Fax : 011-43050473						
E-mail : investors@parsvnath.com; website : www.parsvnath.com						
Extract of Standalone and Consolidated Unaudited Financial Results for the Quarter ended 30 June, 2022						
(₹ in Lakhs)						
S.No.	Particulars	Standalone		Consolidated		30-06-2021
		Year Ended		Year Ended		
		30-06-2022	31-03-2022	30-06-2021	31-03-2022	
		Unaudited	Audited	Unaudited	Audited	Unaudited
1	Total income from operations	3,115.96	2,002.75	76,712.87	5,637.45	3,728.79
2	Net Profit / (Loss) for the period (before Tax, Exceptional and/or Extraordinary items)	(6,164.38)	(3,587.25)	(20,502.85)	(11,965.22)	(8,922.47)
3	Net Profit / (Loss) for the period before Tax (after Exceptional and/or Extraordinary items)	(6,164.38)	(3,587.25)	(20,502.85)	(11,965.22)	(8,922.47)
4	Net Profit / (Loss) for the period after Tax (after Exceptional and/or Extraordinary items)	(6,164.38)	(3,587.25)	(20,917.20)	(12,000.16)	(8,932.36)
5	Total Comprehensive Income for the period (Comprising Profit / (Loss) for the period (after tax) and other Comprehensive Income (after tax))	(6,159.58)	(3,532.87)	(20,838.45)	(11,994.97)	(8,877.66)
6	Equity Share Capital	21,759.06	21,759.06	21,759.06	21,759.06	21,759.06
7	Reserves (excluding revaluation reserve) as shown in the audited balance sheet of the previous year		80,576.25			(52,060.09)
8	Earnings Per Share (of Rs. 5/- each) for continuing and discontinued operations					
	- Basic (in Rupees)	(1.42)	(0.82)	(4.81)	(2.76)	(2.05)
	- Diluted (in Rupees)	(1.42)	(0.82)	(4.81)	(2.76)	(2.05)

Notes:-

- The above financial results have been reviewed by the Audit Committee and approved by the Board of Directors at their respective meetings held on 13 August, 2022. The Statutory Auditors have also carried out a Limited Review of the unaudited results for the quarter ended 30 June, 2022.
- The above is an extract of the detailed format of the standalone and consolidated Financial Results for the quarter ended 30 June, 2022, filed with the Stock Exchanges under Regulation 33 of the SEBI (Listing Obligations and Disclosure Requirements) Regulations, 2015. The full format of the standalone and consolidated Financial Results for the quarter ended 30 June, 2022 are available on the Stock Exchange websites (www.nseindia.com and www.bseindia.com) and Company's website (www.parsvnath.com).
- Figures for the previous quarter / period have been regrouped, wherever necessary, for the purpose of comparison.

For and on behalf of the Board  
Sd/-  
Pradeep Kumar Jain  
Chairman  
DIN : 00333486

Place : Delhi  
Date : 13 August, 2022

SHREE WORSTEX LIMITED					
CIN: L17111DL1982PLC013790					
Regd. Office: Chawla House, 3rd Floor, 19, Nehru Place, New Delhi-110019					
Mob.: 7373737316   Email id: cs@lendingplate.com   Website: www.shreeworstex.in					
STATEMENT OF UNAUDITED FINANCIAL RESULTS FOR THE QUARTER ENDED ON 30TH JUNE, 2022 - IND-AS COMPLIANT					
(Rs. in Lakhs)					
Sl. No.	Particulars	Three Months Ended for			Year Ended
		Current Quarter	Previous Quarter	Corresponding Quarter	Year to Date
		01.04.2022 to 30.06.2022	01.01.2022 to 31.03.2022	01.04.2021 to 31.03.2021	01.04.2021 to 31.03.2022
		(Unaudited)	(Audited)	(Unaudited)	(Audited)
1	<b>Income</b>				
(a)	<b>Revenue from Operations</b>				
	Interest Income	146.51	7.43	11.95	49.91
	Sale of Shares and Securities	-	-	-	-
	<b>Total Revenue from Operations</b>	<b>146.51</b>	<b>7.43</b>	<b>11.95</b>	<b>49.91</b>
(b)	<b>Other Income</b>	0.01	(0.00)	164.91	178.27
	<b>TOTAL INCOME</b>	<b>146.52</b>	<b>7.43</b>	<b>176.86</b>	<b>228.18</b>
2	<b>Expenses</b>				
(a)	Impairment of financial assets	-	21.93	-	21.93
(b)	Changes in Inventory	-	-	-	-
(c)	Finance costs	24.92	0.16	-	0.18
(d)	Employee benefit expenses	82.69	37.44	2.23	43.27
(e)	Depreciation and amortisation expenses	10.84	1.46	-	1.46
(f)	Other Expenses	35.75	13.37	1.70	37.78
	<b>TOTAL EXPENSES</b>	<b>154.20</b>	<b>74.36</b>	<b>3.93</b>	<b>104.62</b>
3	<b>Profit before tax (1-2)</b>	<b>(7.68)</b>	<b>(66.93)</b>	<b>172.93</b>	<b>123.56</b>
4	<b>Tax Expense</b>				
(a)	Current Tax	4.39	(10.65)	25.67	19.81
(b)	Deferred Tax	(5.56)	(1.73)	-	(1.73)
	<b>Total tax expense</b>	<b>(1.17)</b>	<b>(12.38)</b>	<b>25.67</b>	<b>18.08</b>
5	<b>Profit after tax (3-4)</b>	<b>(6.51)</b>	<b>(54.55)</b>	<b>147.25</b>	<b>105.48</b>
6	<b>Other Comprehensive income</b>				
(a)	(i) Items that will not be reclassified to profit or loss	-	(3.27)	(171.47)	(170.78)
	(ii) Income tax related to items that will not be reclassified to profit or loss	-	0.05	17.63	17.47
(b)	(i) Items that will be reclassified to profit or loss	-	-	-	-
	(ii) Income tax related to items that will be reclassified to profit or loss	-	-	-	-
	<b>Total other comprehensive income (net of tax)</b>	<b>-</b>	<b>(3.22)</b>	<b>(153.84)</b>	<b>(153.31)</b>
7	<b>Total comprehensive income for the year (5+6)</b>	<b>(6.51)</b>	<b>(57.77)</b>	<b>(6.58)</b>	<b>(47.83)</b>
8	Pad up equity share capital (face value of Rs.10/-)	314.00	314.00	314.00	314.00
9	Reserve excluding revaluation reserves as per Balance sheet of previous accounting year	211.37	259.20	259.03	259.20
10	Earning per share (not annualised)				
	Basic (Rs.)	(0.21)	(1.74)	4.69	3.36
	Diluted (Rs.)	(0.21)	(1.74)	4.69	3.36

See accompanying note to the financial results

Notes:

- The above unaudited financial results for the quarter ended on 30th June, 2022 has been reviewed by the Audit Committee and then approved by the Board of Directors at their meeting held on 12th August, 2022.
- The above results have been prepared in compliance with the recognition and measurement principles of the Companies (Indian Accounting Standards) Rules, 2015 as amended by the Companies (Indian Accounting Standards) Amendment Rules, 2016 prescribed under section 133 of the Companies Act, 2013 and other recognized accounting practices and policies to the extent applicable.
- The format for above results as prescribed in SEBI's circular CIR/ISFD/CMS/15/2015 dated 30th November, 2015 has been modified to comply with requirements of SEBI's circular dated 5th July, 2016, Ind AS and Schedule III (Division-III) to the companies Act, 2013 applicable to companies that are required to comply with Ind AS.
- Figures for the previous period have been regrouped wherever considered necessary so as to conform to the classification of the current period.
- These Results are also updated on the company's website at www.shreeworstex.com

For and on behalf of board of directors of SHREE WORSTEX LIMITED  
Sd/-  
Kiran Mittal (Director)  
DIN: 00749457

Date: 12.08.2022  
Place: New Delhi

CREMICA AGRO FOODS LIMITED				
Regd. Off: 455, Sohan Palace, 2 <sup>nd</sup> Floor, The Mall, Ludhiana, Punjab-141001.				
Ph.: 01826-222826, Website: www.caff.co.in				
CIN: L15146PB1989PLC009676, E-mail : manager.caff@gmail.com				
Extract of Standalone Un-Audited Financial Results for the Quarter ended on 30th June, 2022				
(₹ in 000)				
Sl. No.	Particulars	Quarter ended		Year ended
		30.06.2022 (Un-Audited)	31.03.2022 (Audited)	30.06.2021 (Un-Audited)
		(Un-Audited)	(Audited)	(Audited)
1	Total Income from Operations	579.80	420.45	837.82
2	Net Profit/(Loss) for the period (before Tax, Exceptional and/or Extraordinary items)	(5,627.73)	98.04	449.44
3	Net Profit/(Loss) for the period before tax (after Exceptional and/or Extraordinary items)	(5,627.73)	98.04	449.44
4	Net Profit/(Loss) for the period after tax (after Exceptional and/or Extraordinary items)	(4,216.43)	71.46	332.47
5	Total Comprehensive Income for the period (Comprising Profit/(Loss) for the period (after tax) and Other Comprehensive Income (after tax))	(4,216.43)	71.46	332.47
6	Paid-up Equity Share Capital (Face value of Rs.10/- each)	44,955.00	44,955.00	44,955.00
7	Reserves (excluding Revaluation Reserve) as shown in the Audited Balance Sheet as at 31st March	-	-	46,991.52
8	Earnings Per Share (of Rs. 10/- each) (for continuing and discontinued operations):			
	Basic:	(0.94)	0.02	0.07
	Diluted:	(0.94)	0.02	0.07

Notes:

- These financial results have been prepared in accordance with the Companies (Indian Accounting Standards) Rules, 2015 as prescribed under section 133 of the Companies Act, 2013 read with relevant rules issued there under.
- The above financial results have been reviewed by Audit Committee and approved by Board of Directors in their respective meetings held on August 13, 2022 and have been reviewed by the Statutory Auditors of the Company. The Statutory Auditors have expressed an unmodified conclusion on the aforesaid results.
- The company is a single segment company and therefore, the segment reporting under Ind AS-108 is not required.
- The figures of quarter ended March 31, 2022 are the balancing figures between the audited figures in respect of full financial year and the published figures of nine months ended December 31, 2021, which were subject to limited review by the Statutory Auditors.

On behalf of the Board  
For Cremica Agro Foods Limited  
Sd/-  
Suresh Kumar Sood  
(Chairman and Independent Director)  
DIN: 01091404

Place : Ludhiana  
Date : 13th August, 2022

FORCE MOTORS LIMITED				
CIN L34102PN1958PLC011172				
Regd. Office : Mumbai-Pune Road, Akurdi, Pune - 411 035, INDIA.				
EXTRACT OF CONSOLIDATED UNAUDITED FINANCIAL RESULTS FOR THE QUARTER ENDED 30 JUNE 2022.				
CONSOLIDATED (₹ IN LAKHS)				
Sr. No.	Particulars	Quarter ended	Year ended	Quarter ended
		30 June 2022 (Unaudited)	31 March 2022 (Audited)	30 June 2021 (Unaudited)
1	Total Income from Operations	97,080	3,24,042	64,333
2	Net Profit / (Loss) before Tax and Exceptional items	(2,321)	(12,964)	(322)
3	Net Profit / (Loss) before Tax and after Exceptional items	(2,321)	(12,964)	(322)
4	Net Profit / (Loss) after Tax	(1,659)	(9,099)	(436)
5	Total Comprehensive Income for the period (comprising Profit / (Loss) for the period (after tax) and Other Comprehensive Income (after tax))	(1,733)	(8,328)	(285)
6	Equity Share Capital	1,318	1,318	1,318
7	Other Equity (as shown in the Audited Balance Sheet of the previous year)		1,73,469	
8	Earnings Per Share (Face value of ₹10/- per Share) Basic and Diluted Earnings Per Share (not annualised) (in ₹)	(12.62)	(69.13)	(3.32)


KEY STANDALONE FINANCIAL INFORMATION :

Sr. No.	Particulars	STANDALONE (₹ IN LAKHS)		
		Quarter ended	Year ended	Quarter ended
		30 June 2022 (Unaudited)	31 March 2022 (Audited)	30 June 2021 (Unaudited)
1	Total Income from Operations	97,071	3,24,004	64,324
2	Profit / (Loss) before Tax	(1,918)	(11,335)	267
3	Profit / (Loss) after Tax	(1,254)	(7,460)	155
4	Total Comprehensive Income (after tax)	(1,329)	(6,695)	305

The above information has been extracted from the detailed Quarterly Financial Results, which have been reviewed by the Audit Committee, approved by the Board of Directors, subjected to a limited review by the Statutory Auditors and filed with the Stock Exchange under Regulation 33 of the SEBI (Listing Obligations and Disclosure Requirements) Regulations, 2015. The full format of the Quarterly Financial Results are available on the Stock Exchange website at www.bseindia.com and on the Company's website at www.forcemotors.com.

For and on behalf of the Board of Directors  
Sd/-  
Prasan Fiordia  
Managing Director

Place : Pithampur  
Date : 13 August 2022



www.forcemotors.com

FORBES & COMPANY LIMITED								
CIN: L17110MH1919PLC000628								
Regd. Office: Forbes' Building, Charanjit Rai Marg, Fort, Mumbai - 400 001.								
Tel. No.: +91-22-61358900 • Fax: +91-22-61358901 • Website: www.forbes.co.in • Email: investor.relations@forbes.co.in								
EXTRACT OF UNAUDITED STANDALONE AND CONSOLIDATED FINANCIAL RESULTS FOR THE QUARTER ENDED JUNE 30, 2022								
(₹ in Lakhs)								
Particulars	STANDALONE				CONSOLIDATED			
	Quarter ended		Year ended		Quarter ended		Year ended	
	30.06.2022	31.03.2022	30.06.2021	31.03.2022	30.06.2022	31.03.2022	30.06.2021	31.03.2022
		(Unaudited)	(Refer Note 2)	(Unaudited)	(Audited)	(Unaudited)	(Audited)	(Audited)
Total income from operations		6,393	5,271	5,430	23,505	12,185	11,652	13,012
Net Profit / (Loss) for the period (before Tax, Exceptional and / or Extraordinary items)		20,275	(687)	668	2,144	19,714	264	(1,423)
Net Profit / (Loss) for the period before tax (after Exceptional and / or Extraordinary items)		20,233	4,18,559	(1,042)	4,12,235	18,197	4,28,263	(299)
Net Profit / (Loss) for the period after tax (after Exceptional and / or Extraordinary items)		16,673	4,20,167	(1,042)	4,13,294	14,565	4,29,380	(469)
Total Comprehensive Income for the period (Comprising Profit / (Loss) for the period (after tax) and Other Comprehensive Income (after tax))		16,855	4,20,179	(1,042)	4,13,316	13,264	4,37,122	(1,451)
Paid up Equity Share Capital (Face value of Rs.10/- each)		1,290	1,290	1,290	1,290	1,290	1,290	1,290
Other equity (excluding Revaluation Reserve) Basic & Diluted					2,612			6,969
Basic and diluted earnings per equity share (after exceptional items)		129.26	3,257.11	(8.08)	3,203.83	114.39	3,370.13	(3.69)
Basic and diluted earnings per equity share (before exceptional items)		129.59	7.14	5.18	24.83			

Notes:

- The above is an extract of the detailed format of Unaudited Standalone and Consolidated Financial Results for the quarter ended June 30, 2022 filed with BSE Limited under Regulation 33 of the Securities and Exchange Board of India (Listing Obligations and Disclosure Requirements) Regulations, 2015. The full format of the quarterly Financial Results are available on the website of BSE Limited at www.bseindia.com and Company's website at www.forbes.co.in
- The figures for the quarter ended March 31, 2022 are the balancing figures between audited figures in respect of the full financial year ended March 31, 2022 as reported in these financial results and unaudited published year to date figures up to the third quarter ended December 31, 2021 which were subjected to Limited Review by the Statutory Auditors.
- The Unaudited Standalone and Consolidated Financial Results for the quarter ended June 30, 2022 have been reviewed and recommended by the Audit Committee and approved by the Board of Directors at their respective meetings held on August 13, 2022.

For Forbes & Company Limited  
(Mah



